



1468 ()(1~9)
1268 ()(1~9)
1068 ()(1~9)
8068 ()(1~9)



C

.....	3
.....	4
.....	5
.....	10
.....	11
.....	13
.....	14
.....	20
.....	24
.....	27



1. The first part of the document discusses the importance of maintaining accurate records of all transactions and activities. It emphasizes that this is essential for ensuring transparency and accountability in the organization's operations.

2. The second part of the document outlines the specific procedures and protocols that must be followed to ensure that all records are properly maintained and updated. This includes regular audits and reviews to verify the accuracy and completeness of the data.

3. The third part of the document discusses the role of technology in record-keeping and how it can be used to streamline the process and reduce the risk of errors. It highlights the importance of using secure and reliable systems to store and manage the data.

4. The fourth part of the document provides a detailed overview of the various types of records that must be maintained, including financial statements, contracts, and correspondence. It also discusses the retention periods for these records and the consequences of non-compliance with these requirements.

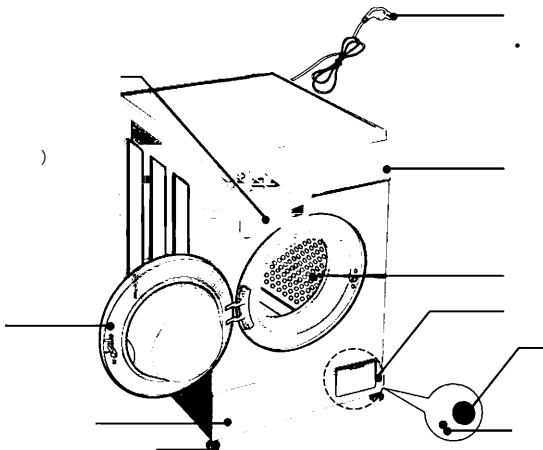
5. The fifth part of the document discusses the importance of training and education for all employees involved in record-keeping. It emphasizes that everyone must understand their role and responsibilities to ensure that the organization's records are accurate and up-to-date.

6. The sixth part of the document discusses the importance of maintaining a clear and concise record-keeping system. It emphasizes that the system should be easy to use and understand, and that it should be regularly updated to reflect changes in the organization's operations.

7. The seventh part of the document discusses the importance of maintaining a secure and reliable record-keeping system. It emphasizes that the system should be protected from unauthorized access and that all data should be backed up regularly to prevent loss.

8. The eighth part of the document discusses the importance of maintaining a clear and concise record-keeping system. It emphasizes that the system should be easy to use and understand, and that it should be regularly updated to reflect changes in the organization's operations.

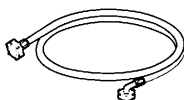
C



	220 - 240 50
() x () ()) X 440 850
/ .	59 /1700
	5,0
	48
	0,3 - 10 / 2 (30-1000)
	8068 ()(1-9) / /400/600/800
	1068 ()(1-9) / /400/800/1000
	1268 ()(1-9) / /400/800/1200
	1468 ()(1-9) / /400/800/1400

*

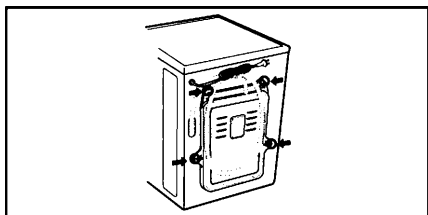
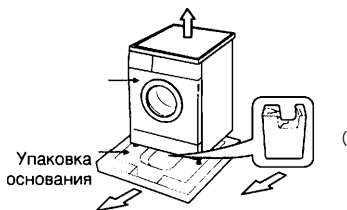
■ **Принадлежности**



Внутренний шланг (1EA)

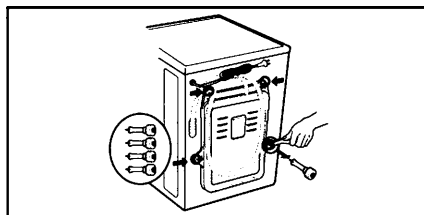


Гаечный ключ



1. Для предотвращения повреждения

4



3.

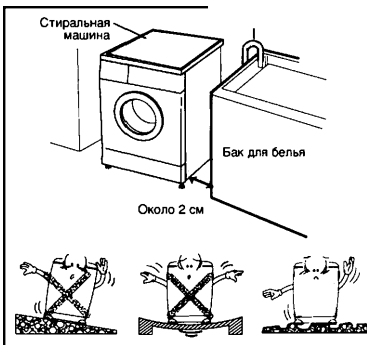
4

4

2.

4

4.



(10 / 2)

-1°.

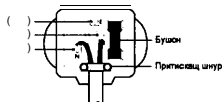
1,5

(85)

0°

20.

()



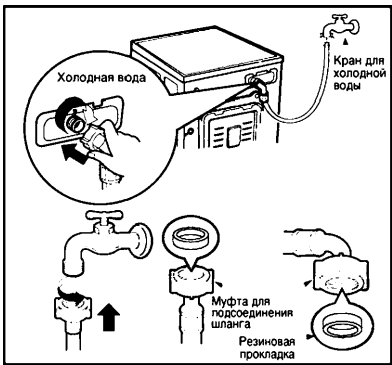
N

13 (1363),
(1362).




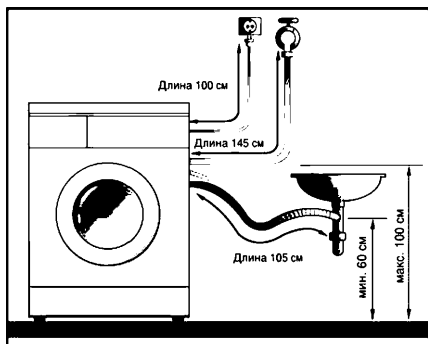
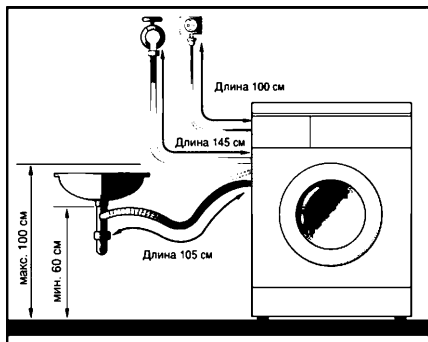
- 1.
 - 2.
 - 3.
 - 4.
 - 5.
-

-
-

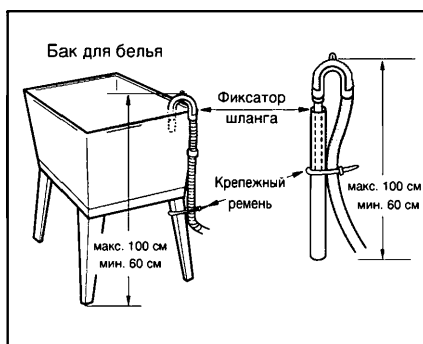



30 - 1000 (0,3 - 10 /cn/f)

1000

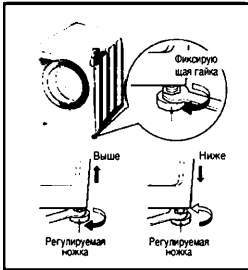


- 0 01
-

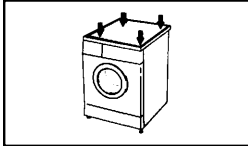




1.



2.



*

•

()

•

70x70

«Tread Mate»

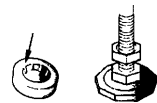
.()

^ Tread Mate -

•

•

15



•

^

^

(4620ER4002B)

LQ.

!

•

•

•

•



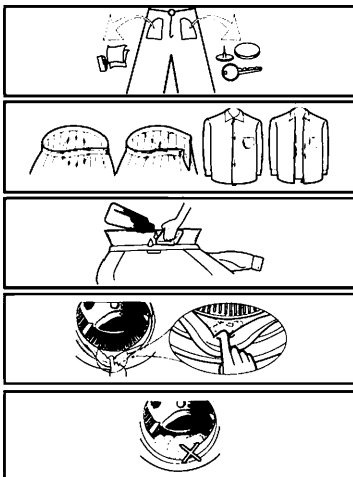
..... (60°
.....)
..... « »

1.

2.

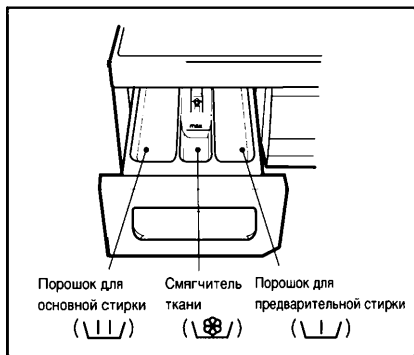
- (.....).....
- (.....).....
- (.....).....

3.

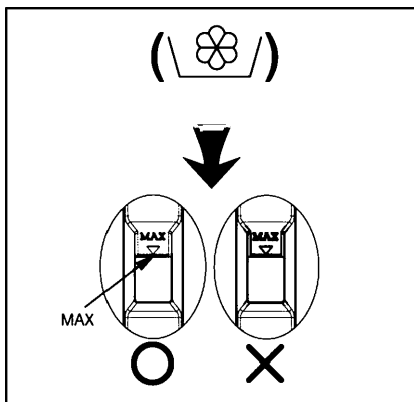


3

1.



2.



3

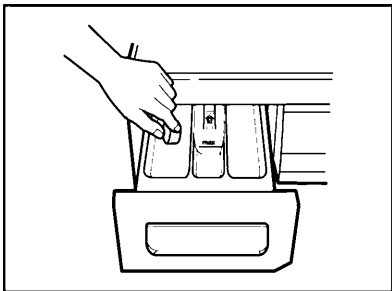
3.

•

•

•

4.



Galgón,

*

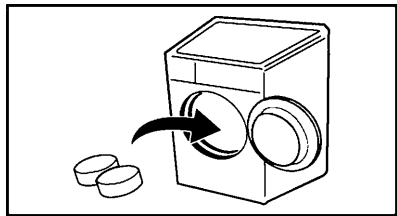
:

: 3/4

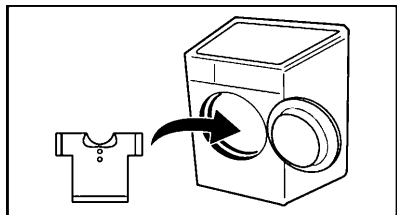
: 1/2

5.

1)



2) Загрузить белье в барабан.



3)



	(, ') ()	60° (30° , 40° , 95°)	- - - -	5,0
	, ' ,	40° (30° , 60°)		2,0
				5,0
30	, ' ,			1,5
	, ' , ()	30° (, 40°)	- -	1,5
/	« »	40° (, 30°)		1,5
	, ' ,			1
		60° (40° , 95°)	- - - -	4,0

* : « »

* : « »

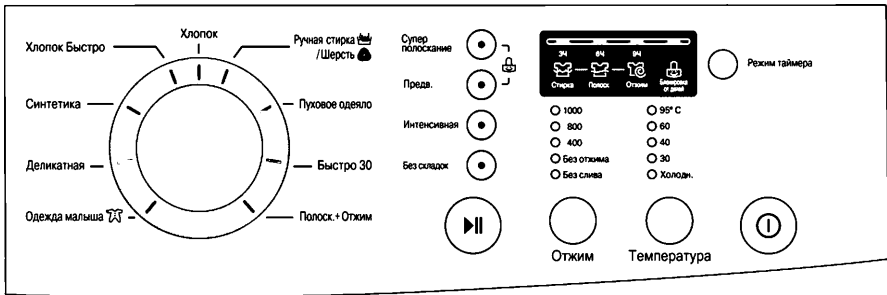
* : « »

* : « »

60° + " EN 60456 IEC 60456.

W 1 1 \ / 1

: « »



1.

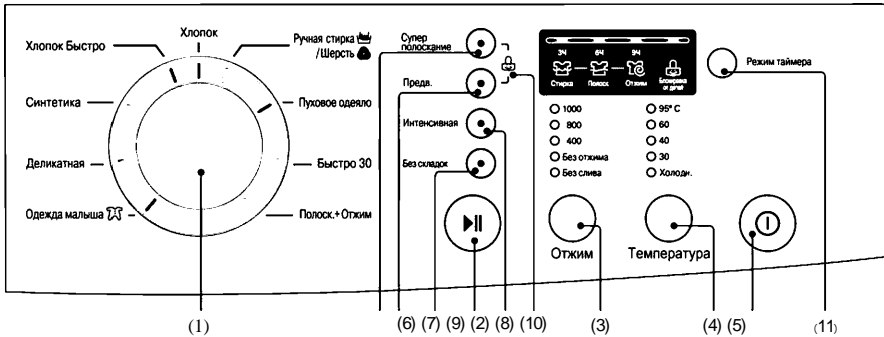
2.

-
- /
- :
- / :
- : 3
- :

- 800 [F8068LD(P)(1-9)]
- 1000 [F1068LD(P)(1-9)]
- 1200 [F1268LD(P)(1-9)]
- 1400 [F1468LD(P)(1-9)]

- : 60

-
-
-
-
- 15 19.
- /



- | | | |
|-------|-------|--------|
| (1) : | (5) : | (9) : |
| (2) : | (6) : | (10) : |
| (3) : | (7) : | (11) : |
| (4) : | (8) : | |



1.

•

•

2.

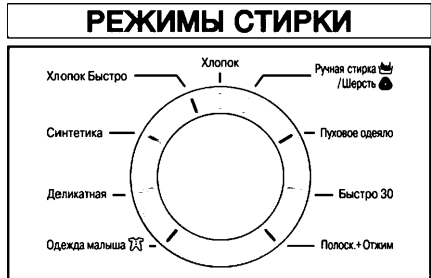
•

•

“ ”

•

/



9

:

•

•

•

•

•

•

•

•

•

•

•

•

•

30 -

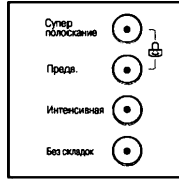
+

- . [F8068LD(P)(1-9)]
- 60° / 800
- . [F1068LD(P)(1-9)]
- 60° / 1000
- . [F1268LD(P)(1-9)]
- 60° / 1200
- . [F1468LD(P)(1-9)]
- 60° / 1400

13.



/



1.

• /

2.

• " / "

•

1-2

1.

• « , »
« »

2.

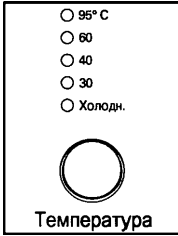
• « »

3.

• " , "
• " , "
• " , "

4.

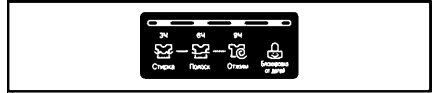
• " , "



- 30° / 40° / 60° / 95°

1.

13.



1.

" "

2.

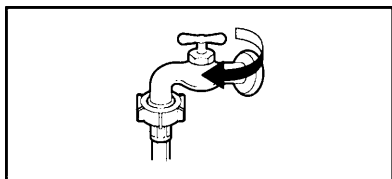
3.

" " 24.

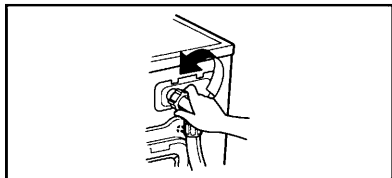


*
*

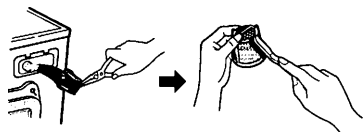
-
-



1. Перекройте поступление воды



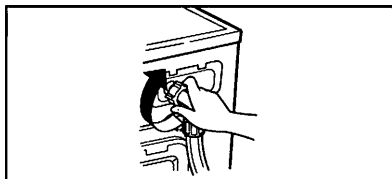
2. Отсоедините водозаборный шланг



l.

*

*



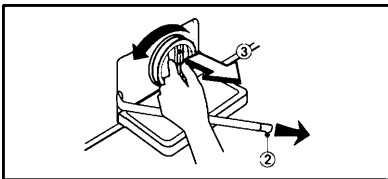
O

*

—

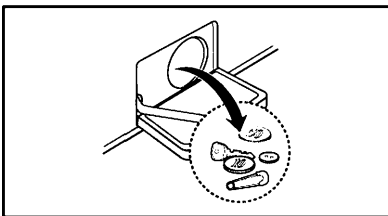
1. (0)

((I)),



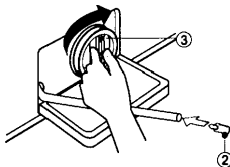
2.

(()),



3.

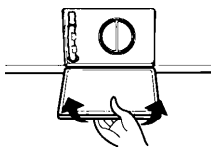
((!)).



4.

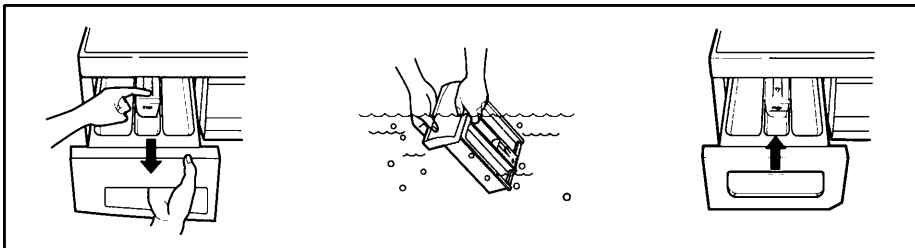
(@)

(0).

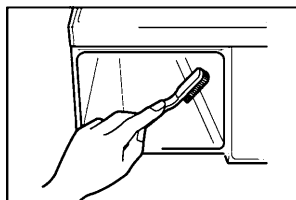




- .
- .
- .
- .



- *
- .
- .
- .
- .
- .
- .
- .
- .
- .
- .





1.

2.

(500)

1

(250)

2

1 ? 1A 11*

1.

2.

3.

4. 1 (3,8)

5.

1

6.

7.

8.

9.



	<ul style="list-style-type: none">••••	
	<ul style="list-style-type: none">••••••••	

Y

	<ul style="list-style-type: none">••••	



— ©

IfcWON«»

9 — ©^

—

1-2

3000
380
3040

- ?

- 8:

• © 1=

© *

— ©-,

— -

-

—



LG Electronics Inc.